


CORNERSTONE



Flush Panel (No Rib) / Sandcast Bronze / With Antique Hardware

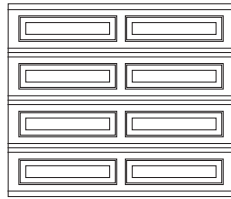


Banbury Windows / Long Panel / Walnut Wood Grain Steel

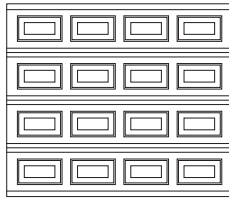
Legend: ∞ - Lifetime Warranty† 5 - 5 Year Warranty† 10 - 10 Year Warranty†

PANEL STYLES


24 steel gauge. 4-section 7' (2134) high. Optional wide center style available. - ∞




Long




Short



Grooved



Ribbed



Flush ◊ (With Rib)




Flush ◊ (No Rib)

COLORS

Long-lasting baked-on enamel paint.

STEEL PAINT COLORS - 10



WOOD GRAIN - 10



POWDER COAT COLORS^{^†} - 5

(More colors available online)



[^] Powder coated doors are insulated.

[†] See manufacturer's written warranty for details and limitations.

◊ Flush doors available in smooth. Call factory for details.

INSULATION

Add insulation with steel backing for noise reduction, durability and minimal upkeep.



Steel



Steel + 2 Insulation Layers + Steel



Steel + Insulation + Steel

HARDWARE

Includes roller, track and accessories for a strong and lasting door system.



Martin Premium Hardware Package -

WINDOWS

Available in acrylic or tempered glass and in Classic or Steel-Framed windows.
[More window styles available online]

WINDOW TINT

Optional insulated glass options are available on most window types.
[Simulated color. In some cases glass tint is lighter than acrylic tint]

GLASS / ACRYLIC



Clear



Frosted



Pebbled



Bronze
(Tinted)



Gray
(Tinted)



Smoked
(Tinted)

LAMINATE



Clear



White

EXTRA OPTIONS

[More information available online]

- | | |
|-------------------------------------|--|
| <input type="radio"/> MAIL SLOTS | <input type="radio"/> VENTS |
| <input type="radio"/> T-HANDLE LOCK | <input type="radio"/> INSIDE LOCK |
| <input type="radio"/> VAULT RELEASE | <input type="radio"/> ANTIQUE HARDWARE |

SECTION JOINT



Safety Joint

Martin safety joint helps protect fingers and hands from serious injury.