

MARTIN STANDARD



Grooved Panel / Dark Brown

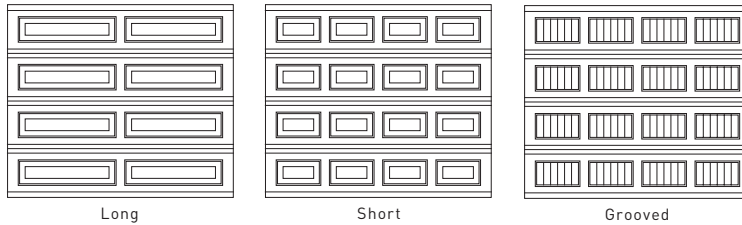


Short Panel / Light Almond

Legend: ∞ - Lifetime Warranty† 5 - 5 Year Warranty†

PANEL STYLES

Steel 26 gauge. 4-section 8' (2438) high. - 5



Long

Short


Grooved

[For any other Tongue & Groove joint panels, please see the commercial line]

COLORS

Long-lasting baked-on enamel paint.

STEEL PAINT COLORS - 5



White Mist

Light Almond

Dark Brown

Desert Taupe

POWDER COAT COLORS^{^†} - 5

[More colors available online]



INSULATION

Add insulation with steel backing for noise reduction, durability and minimal upkeep.



Steel



Steel + Insulation



Steel + Insulation + Steel



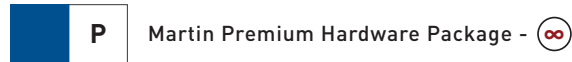
Steel + 2 Insulation Layers + Steel

[^] Powder coated doors are insulated.

[†] See manufacturer's written warranty for details and limitations.

HARDWARE

Includes roller, track and accessories for a strong and lasting door system.



WINDOWS

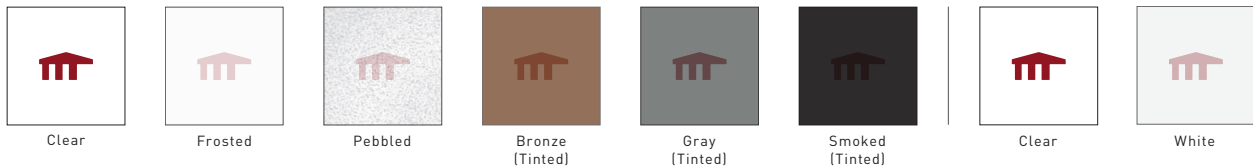
Available in acrylic or tempered glass and in Classic or Steel-Framed windows.
(More window styles available online)

WINDOW TINT

Optional insulated glass options are available on most window types.
(Simulated color. In some cases glass tint is lighter than acrylic tint)

GLASS / ACRYLIC

LAMINATE



EXTRA OPTIONS

(More information available online)

- MAIL SLOTS
- VENTS
- T-HANDLE LOCK
- INSIDE LOCK
- VAULT RELEASE
- ANTIQUE HARDWARE

SECTION JOINT



Tongue & Groove Joint
 Industry standard tongue and groove joint.



Safety Joint
 Martin safety joint helps protect fingers and hands from serious injury.

DOOR HEIGHT EXAMPLES

For heights above 8' 9" ⁽²⁶⁶⁷⁾ refer to door height examples on page 57.

MEASUREMENTS:

18" = 457 mm
 21" = 533 mm
 24" = 610 mm

