

Amarr® Designer's Choice

Energy Efficient Steel Carriage House Garage Doors



Bead Board design with Stockton DecraTrim in True White with Blue Ridge decorative hardware

Design and energy efficiency make the Amarr Designer's Choice doors popular models. With triple-layer construction and superior insulation R-Value of 19.40*, these durable low-maintenance doors give you the ultimate in quiet operation and energy efficiency.



Raised design with Arched Thames DecraTrim in Sandtone with Alpine handles

Bead Board with Cascade DecraTrim (BB23)



Raised Closed (RS)

Long Bead Board with Stockton DecraTrim (LPBB20)



Bead Board with Mission DecraGlass (BB71)



Recessed with Moonlite DecraTrim (RE24)



PANEL DESIGNS


BB • BEAD BOARD




LPBB • LONG BEAD BOARD



RE • RECESSED



RS • RAISED




ENERGY EFFICIENCY

R-VALUE
19.40*

*DC3200 True White Bead Board only.

Amarr® Designer's Choice

Construction



STEEL DC3138/DC3200

Triple-Layer: Steel + Insulation + Steel

For the toughest most energy-efficient steel door, Amarr Designer's Choice triple-layer doors include the ultimate in thermal properties, plus a layer of steel for a finished interior look and added durability.

- Heavy-duty Exterior and Interior Steel
- Durable, Reliable, Low Maintenance
- Environmentally Safe Polyurethane Insulation
- Superior Energy Efficiency
- Extra Quiet Operation

Specifications

	AMARR DESIGNER'S CHOICE DC3138	AMARR DESIGNER'S CHOICE DC3200
PANEL DESIGNS		
Bead Board	TW/ColorZone	•
Long Bead Board		•
Recessed		•
Raised		•
INSULATION	Polyurethane	Polyurethane
R-VALUE	14.46	19.40 ¹ - 13.35 ²
DOOR THICKNESS	1-3/8" (3.5cm)	2" (5.1cm)
STEEL THICKNESS	27/27 ga	27/27 ga
WOODGRAIN EXTERIOR TEXTURE	•	•
END STILES Painted	•	•
BOTTOM WEATHER SEAL	•	•
DECORATIVE GLASS OPTIONS	Clear only	All
INSULATED GLASS OPTIONS*	Clear only	•
WIND LOAD³ AVAILABLE	•	•
DOOR WIDTHS	8', 9', 16'	All Standard Sizes
DOOR HEIGHTS	7', 8'	All Standard Sizes
PAINT FINISH WARRANTY⁴	Lifetime	Lifetime
WORKMANSHIP/HARDWARE WARRANTY⁴	5 Years	Lifetime

¹ True White Bead Board only. Based upon independent laboratory test results.
² For all panels and colors except True White Bead Board. Calculated door section R-value is in accordance with DASMA TDS-163.
³ It is your responsibility to make sure your garage door meets local building codes.
⁴ For complete warranty details, visit amarr.com or contact your local Amarr dealer.

Colors

Amarr steel doors are pre-painted; for custom colors, exterior latex paint must be used. Visit amarr.com for instructions on painting. Actual paint colors may vary from samples shown.

Amarr Color Zone
Over 600 approved SnapDry™ paint colors – approved color list is at amarr.com/amarr_color_zone. Your local Sherwin-Williams store can provide SnapDry™ paint chips of selected color.

*Price upcharge applies.

ENTREMATIc

Entrematic
165 Carriage Court
Winston-Salem, NC 27105
800.503.DOOR
www.amarr.com



Door specifications and technical data subject to change without notice.

Entrematic and Amarr as words and logos are trademarks owned by Entrematic Group AB or companies within the Entrematic Group.

Sectional door products from Entrematic may be the subject of one or more U.S. and/or foreign, issued and/or pending, design and/or utility patents.

©Entrematic Group AB 2019. All rights reserved.
Printed in USA Form #6390819/15M/GVS

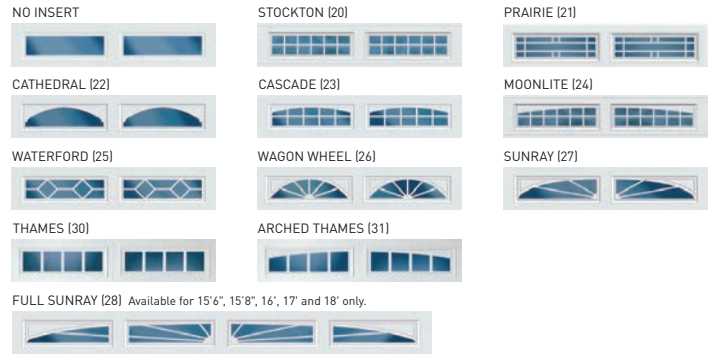
Glass Options

Insulated glass available in Clear, Frost and Dark Tint (DC3200 only).



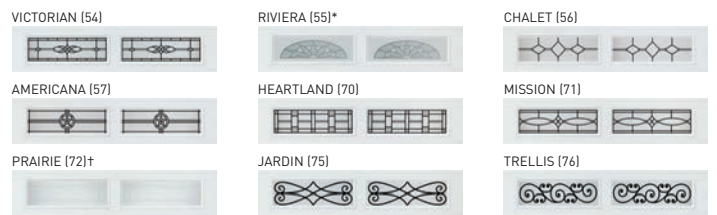
DecraTrim Window Inserts

Available with Clear, Obscure, Frost or Dark Tint glass.



DecraGlass™ Windows

Tempered obscure glass with baked-on ceramic designs. Available for DC3200 only.



Decorative Hardware

ALUMINUM Aluminum decorative strap hinges with clavos not recommended for arch openings.

CANTERBURY **VERSAILLES**

STAMPED STEEL **MAGNETIC ABS VINYL**

BLUE RIDGE **CASTLE ROCK** **MAPLE CREEK**

ALPINE **CLAVOS** **NOTTINGHAM**

YOUR LOCAL AMARR DEALER: